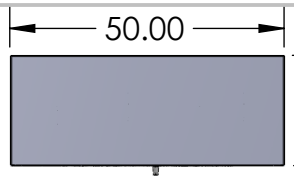

NOTES:
1. BOX AND COVER CONSTRUCTION- GALV SHEET STEEL(12GA)
2. FINISH: POWDERCOAT GRAY ENAMEL
3. BUS BARS- COPPER 98% CONDUCTIVITY
4. BOX SHALL HAVE NAME PLATE WITH MANUFACTURER'S NAME
5. FRONT COVERS SHALL BE SEALABLE & LOCKABLE
6. LINE SIDE: PROVISION FOR UP TO (12)600MCM/ø&±
7. LOADSIDE: MOUNT UP TO (12) 600MCM/ø&±
8. UP TO 2500A: 2 LEAVES OF BUS
9. UP TO 3000A: 3 LEAVES OF BUS
10. UP TO 4000A: 4 LEAVES OF BUS

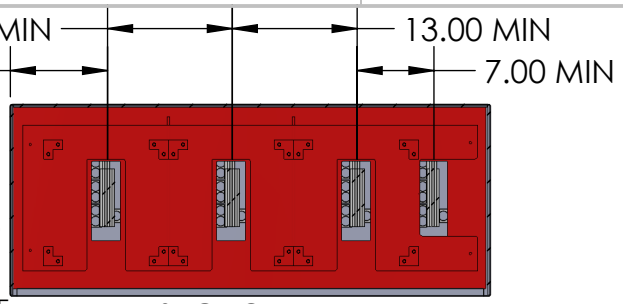

SECTION B-B
SCALE 1 : 20

LINE & LOAD SIDES CLEARLY MARKED

TOP FED STANDARD

IF USED FOR 277/480 V SERVICE THEN MUST BE MARKED "DANGER 277/480 VOLTS" & "CAUTION 277/480 VOLTS"

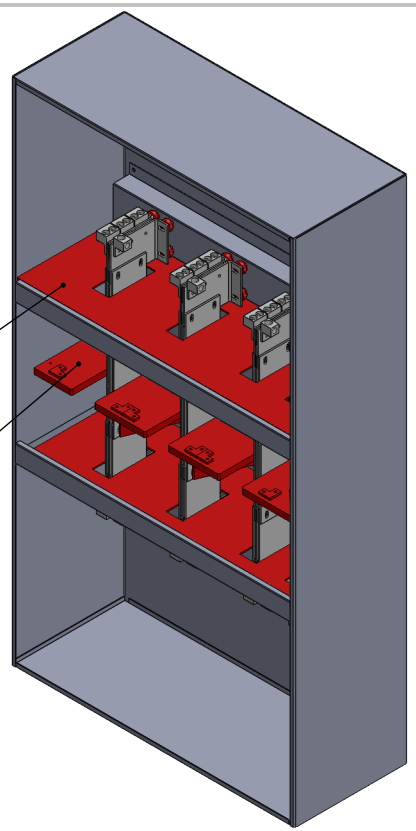

INSULATED GLASTIC BARRIER

CT STRUCTURAL GLASTIC MOUNTING SHELF 1" THK

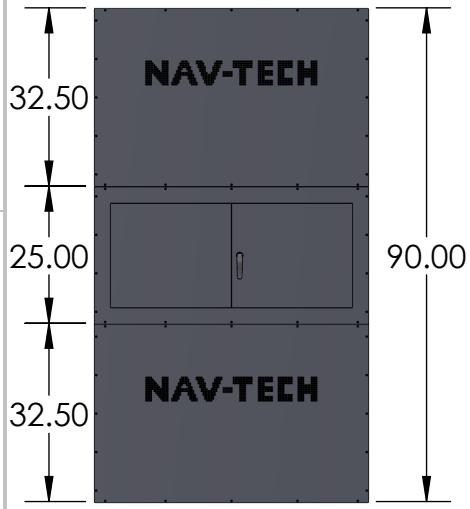

COVERED FRONT VIEW

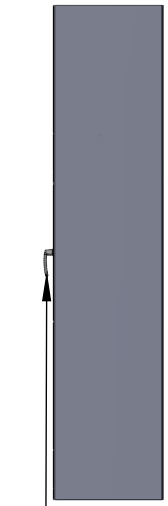

PADLOCKABLE FRENCH DOOR WITH 3 PT CATCH

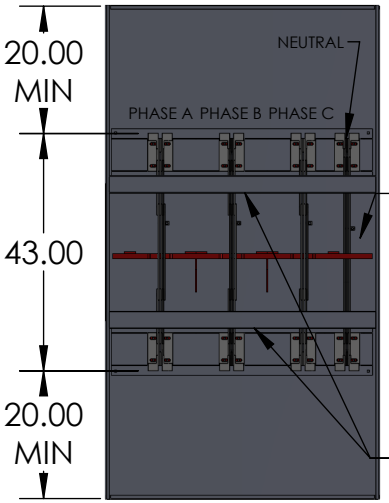

OPEN FRONT VIEW

ALUMINUM PANEL INSERTS ON REAR AND SIDE WALLS OF CT SECTION

FRONT BRACES

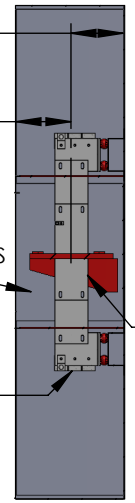

SECTION A-A

1/4" X 6" CU INTERLEAVED

ND600 LUGS

17.50" CLEARANCE FOR REMOVABLE LEAVES

QTY OF BUS DETERMINED BY AMPERAGE DEMAND

	NAME	DATE
DRAWN BY	J. Pincus	9/11/2024
APPROVED BY		

PROPRIETARY AND CONFIDENTIAL
THE INFORMATION CONTAINED IN THIS DRAWING IS THE SOLE PROPERTY OF Nav-Tech Inc. ANY REPRODUCTION IN PART OR AS A WHOLE WITHOUT THE WRITTEN PERMISSION OF Nav-Tech Inc. IS PROHIBITED.

NAV-TECH INCORPORATED
155 MARCUS BLVD
HAUPPAUGE, NEW YORK 11788
PH: (718) 257-2111 FAX: (718) 257-2626

UNLESS OTHERWISE SPECIFIED:
ALL DIMENSIONS ARE NOMINAL UNLESS EXPLICITY SPECIFIED OTHERWISE

MAT'L: 12 GA GALV
FINISH: POWDER COAT ANSI 61 GY
WEIGHT:

UNLESS OTHERWISE SPECIFIED
1. REMOVE ALL BURRS AND BREAK ALL SHARP EDGES .015 X 45° OR .015R
2. DIMENSIONAL LIMITS APPLY AFTER PLATING
3. 125 MACHINED SURFACES EXCEPT AS NOTED

DRAWING TITLE: 377CT SPEC SHEET

PART #: NAV-377CT-XXXX

DESCRIPTION: NEMA 1 377 CT CABINET 1600A-4000A 600 VAC MAX SPECIFIED TO CON ED MES 377

DO NOT SCALE DRAWING | SCALE: 1:24 | SIZE A | SHEET 1 OF 1 | REV. 5